



Executive Budget Summary

Executive Budget Summary

APPROPRIATIONS OVERVIEW

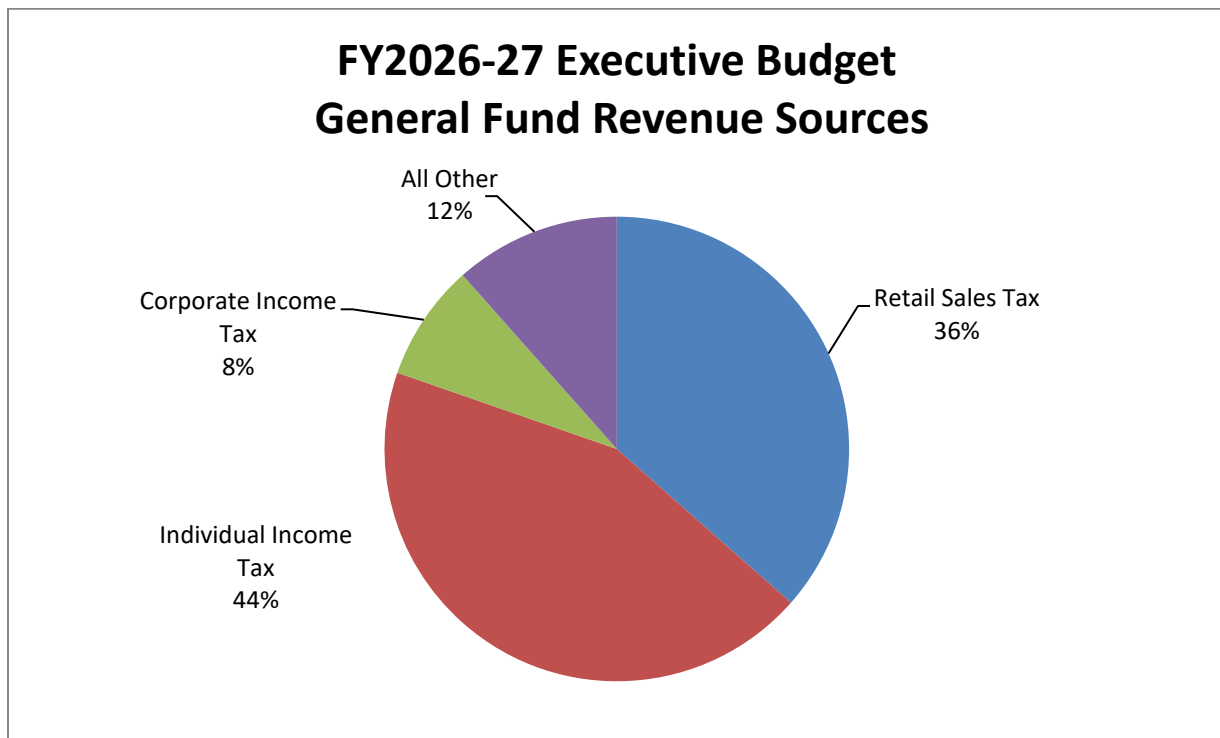
The Executive Budget recommendations for Fiscal Year 2026-27 total \$42.8 billion, of which \$14.0 billion is from General Funds:

	FY26 Budget	FY27 Exec. Budget	\$ Change	% Change
General Funds	\$13,246,162,593	\$14,037,887,021	\$791,724,428	5.98%
Federal Funds	\$12,487,697,316	\$14,063,649,265	\$1,575,951,949	12.62%
Other Funds	\$13,426,560,958	\$14,660,291,814	\$1,233,730,856	9.19%
Total	\$39,160,420,867	\$42,761,828,100	\$3,601,407,233	9.20%

REVENUE

Over 80% of South Carolina's General Fund revenue comes from individual income and retail sales taxes.

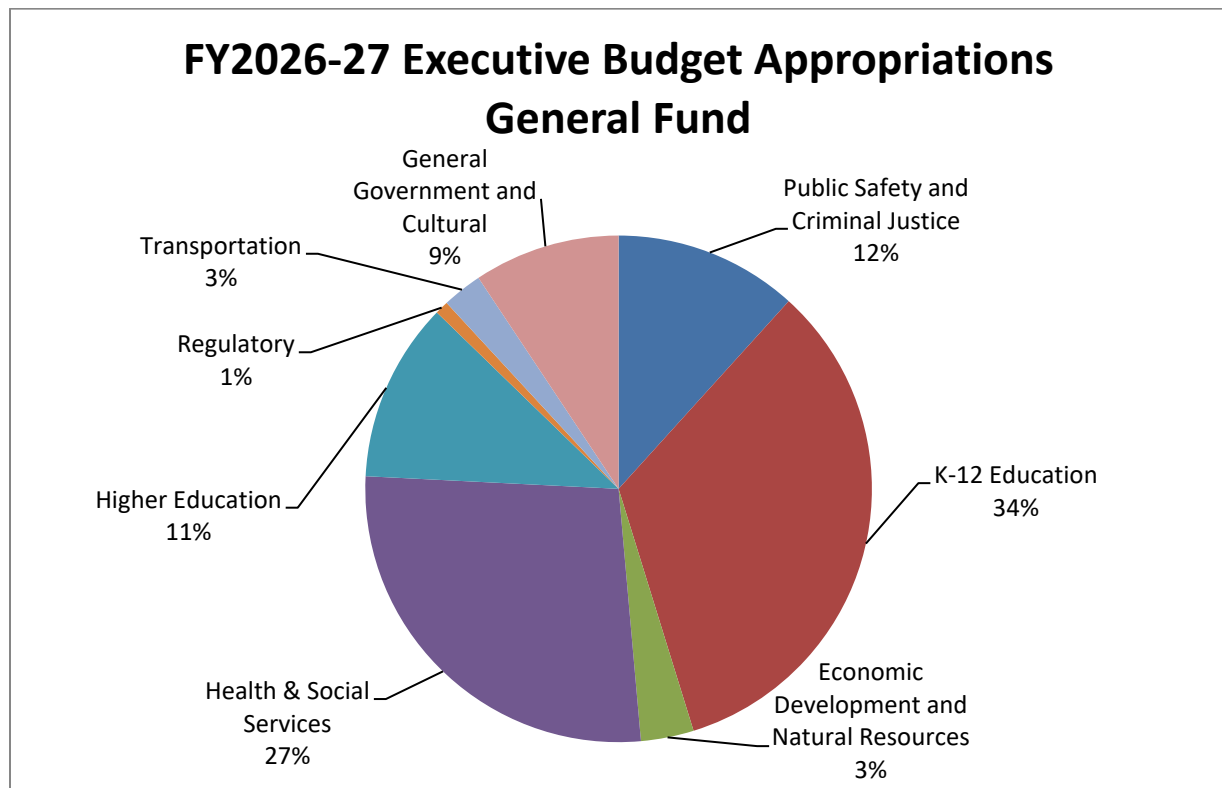
General Fund Revenue Sources	FY2026-27	%
Retail Sales Tax	\$5,408,120,000	36.51%
Individual Income Tax	\$6,490,874,000	43.82%
Corporate Income Tax	\$1,204,382,000	8.13%
All Other	\$1,710,309,000	11.55%
Total Regular & Misc Revenue	\$14,813,685,000	100.00%



AGENCY RECOMMENDATIONS

The Executive Budget recommends 45% of General Funds for K-12 and higher education, 27% for health and social rehabilitation agencies, 12% for public safety agencies, and 16% for all other agencies.

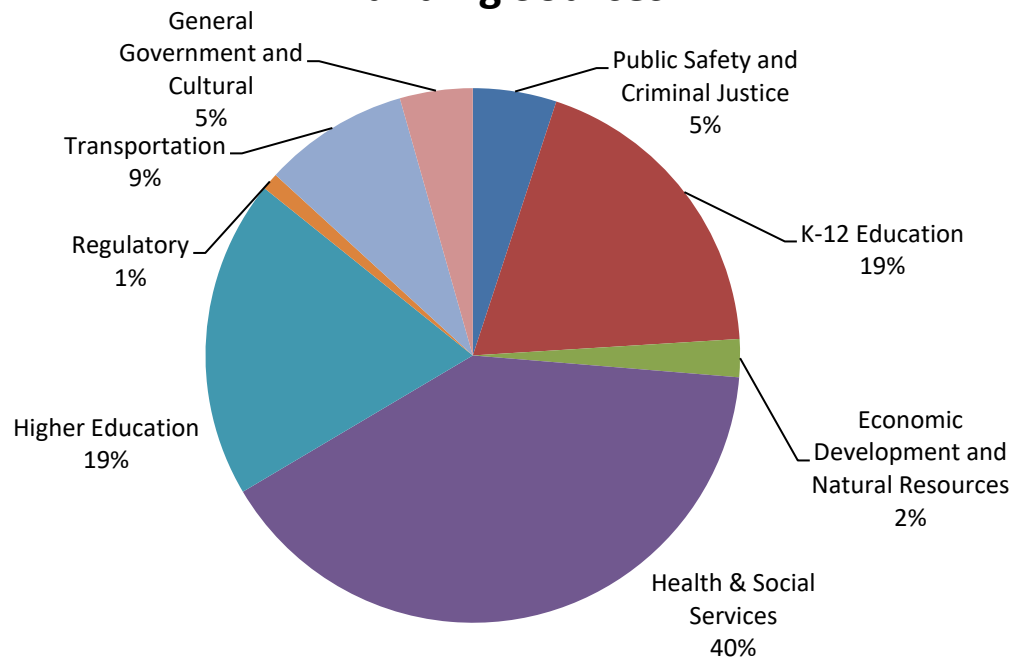
General Fund Appropriations	FY2026-27	%
Public Safety and Criminal Justice	\$1,645,289,445	11.7%
K-12 Education	\$4,702,137,726	33.5%
Economic Development and Natural Resources	\$473,856,253	3.4%
Health & Social Services	\$3,818,617,676	27.2%
Higher Education	\$1,609,840,484	11.5%
Regulatory	\$120,507,374	0.9%
Transportation	\$357,617,157	2.5%
General Government and Cultural	\$1,310,020,906	9.3%
Total General Fund	\$14,037,887,021	100.0%



The Executive Budget recommends 38% of Total Funds for K-12 and higher education, 40% for health and social rehabilitation agencies, 5% for public safety agencies, 9% for transportation agencies, and 8% for all other agencies.

All Funding Sources	<u>FY2026-27</u>	<u>%</u>
Public Safety and Criminal Justice	\$2,163,040,920	5.1%
K-12 Education	\$8,106,942,879	19.0%
Economic Development and Natural Resources	\$979,719,701	2.3%
Health & Social Services	\$17,180,369,286	40.2%
Higher Education	\$8,243,723,408	19.3%
Regulatory	\$441,421,816	1.0%
Transportation	\$3,764,493,493	8.8%
General Government and Cultural	\$1,882,116,597	4.4%
Total General Fund	\$42,761,828,100	100.0%

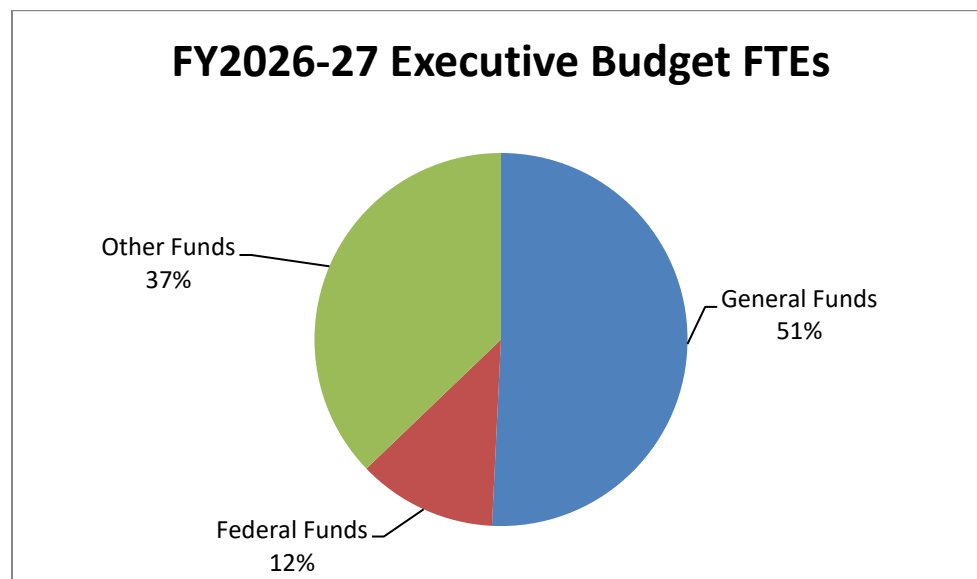
FY2026-27 Executive Budget Appropriations All Funding Sources



AUTHORIZED FTEs

The Executive Budget recommends a total of 73,512.59 authorized FTEs for Fiscal Year 2026-27 from all funding sources.

Source	FY26 Authorized	FY27 Executive Budget	# Chg	% Chg
General Funds	37,922.85	37,324.02	-598.83	-1.58%
Federal Funds	9,145.62	8,868.55	-277.07	-3.03%
Other Funds	27,298.82	27,320.02	21.20	0.08%
Total	74,367.29	73,512.59	-854.70	-1.15%



This page intentionally blank.